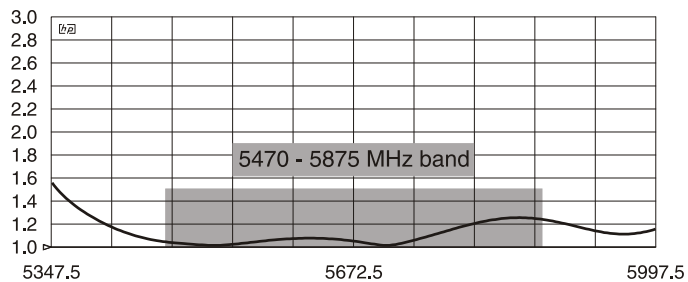


TYPICAL S.W.R. RESPONSE

S.W.R. Model: SCO-5,47-10

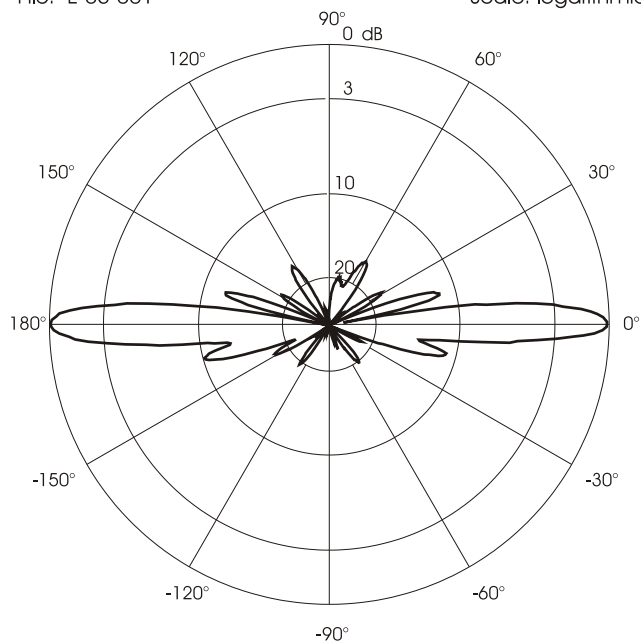
File: F-06-001



TYPICAL RADIATION PATTERN IN E-PLANE at 5672.5 MHz


File: E-06-001

Scale: logarithmic



OMNI W-LAN SCO-5.47-10

SHF Base Station Antenna 5470 - 5875 MHz



Installation Manual

DESCRIPTION

Base station antenna working on 5.47-5.875 GHz conceived for IEEE 802.11a. The radiant element is made of PTFE PCB to guarantee high power and low losses and it is protected by a fiberglass tube. It's supplied with an aluminium bracket for an easy installation on the mast.

SPECIFICATIONS

Electrical Data

Type	: Collinear Dipole Array
Frequency Range	: 5470-5875 MHz for W-LAN IEEE.802.11a system
Impedance	: 50 Ω
Polarization	: Linear Vertical
Max Gain	: 10 dBi
3 dB Beamwidth Vertical	: 10° @ 3550 MHz
Beamwidth Horizontal	: 360° omnidirectional
Downtilt	: 0°
SWR in Bandwidth	: ≤ 1.5
Max Power	: 20 Watts (CW) @ 30° C
Grounding Protection	: All metal parts are DC-grounded, the inner conductor shows a DC-short
Connector type	: N-female, gold plated central pin

Mechanical Data

Housing Materials	: Aluminium, Stainless Steel, Chromed Brass
Radome Material	: White Fiberglass
Wind Load / Resistance	: 13N @ 150 Km/h / 200 Km/h
Wind Surface	: 0.01 m ²
Height (approx.)	: 400 mm
Weight (approx.)	: 365 gr
Operating Temperature	: -40° C to 80° C
Mounting Mast	: \varnothing 35-54 mm

MOUNTING INSTRUCTIONS

Fixing bracket:



Fixing bracket part list

Q.ty	Description
1	Extruded aluminium bracket
1	M6x188 V-bolt
1	M6x20 Exagonal head screw
3	M6 Spring lock washer
3	M6 Hexagonal nut
Materials: extruded aluminum	
Hardware: stainless steel	
Dimensions:	80 x 76 x 25 mm
Weight:	110 g
Re-order code: SA161	

